



THE LOG IN GUIDE

Included log in instructions for:
Schools, libraries, job skills programs, etc.

LOG IN USER GUIDE

product type > [web browsers](#)

TABLE OF CONTENTS

Instructions:

[Web Browsers](#)

[Web Addresses / URLs](#)

[Username / Email](#)

[Password](#)

[Troubleshooting & Support](#)

Web Browser

Use Firefox or Chrome on your desktop or laptop!

Open Mozilla Firefox or Google Chrome on your desktop. If needed, download Mozilla Firefox (https://www.mozilla.org/en-US/firefox/new/?redirect_source=firefox-com) or Google Chrome (<https://www.google.com/chrome/>) for free.



Note: If you are using Microsoft Edge, Internet Explorer, or Safari on a desktop or laptop computer, switch to Mozilla Firefox or Google Chrome for the best HomeRoom experience.



Use Safari and Chrome on your smart device.

You can use the Safari browser on an iPhone or iPad or the Google Chrome browser on an Android smartphone or tablet.



LOG IN USER GUIDE

product type > [web addresses / URLs](#)

TABLE OF CONTENTS

Instructions:

[Web Browsers](#)

[Web Addresses / URLs](#)

[Username / Email](#)

[Password](#)


[Troubleshooting & Support](#)

Web Addresses / URLs

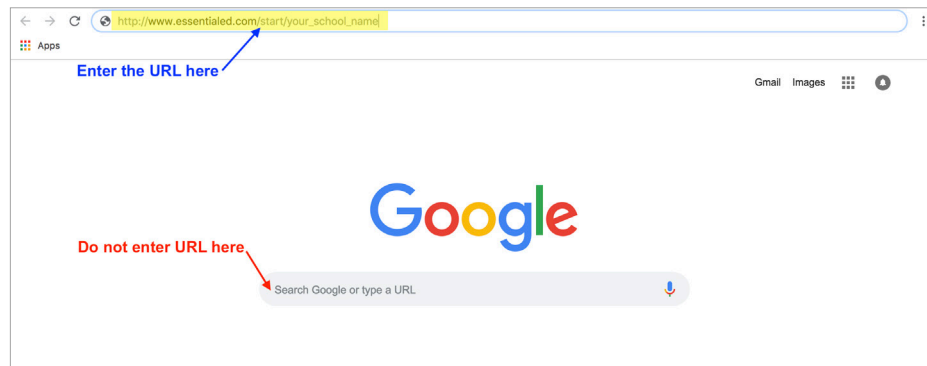
Use the address bar, not the search bar!

In the web address bar, enter the web address (URL) provided to you by your teacher (e.g., http://www.essentiald.com/start/your_school_name).

Mozilla Firefox browser:



Google Chrome browser:



LOG IN USER GUIDE

product type > [username / email](#) > [password](#)

TABLE OF CONTENTS

Instructions:

[Web Browsers](#)

[Web Addresses / URLs](#)

[Username / Email](#)

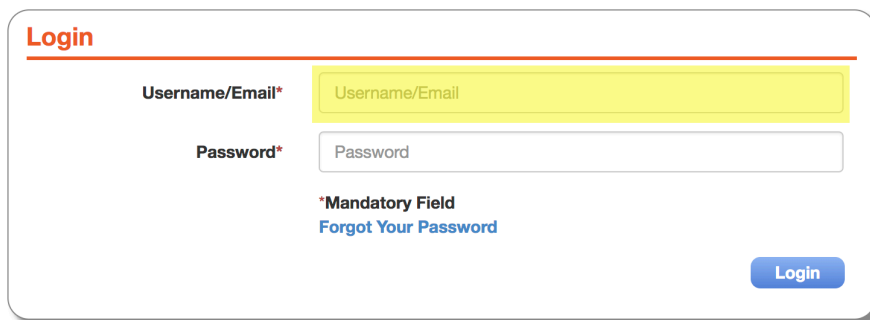
[Password](#)

[Troubleshooting & Support](#)

Your Log In Credentials

Your unique username or email.

Enter the username your teacher assigned you (e.g., marystudent) or your email (if your teacher created your account with your email).



Login

Username/Email*

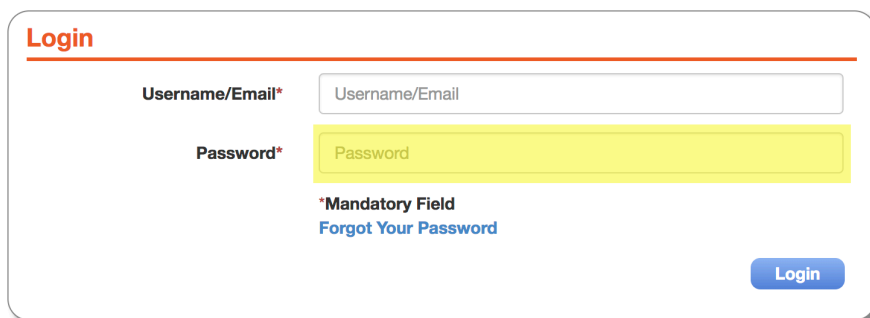
Password*

*Mandatory Field
[Forgot Your Password](#)

[Login](#)

Your assigned password.

Enter the password* your teacher assigned you (e.g., academy) when the account was created for you, then click Login.



Login

Username/Email*

Password*

*Mandatory Field
[Forgot Your Password](#)

[Login](#)

*If you don't remember it, click the *Forgot Your Password* link. Your teacher will receive an email with your request to change your password.

LOG IN USER GUIDE

product type > [troubleshooting & support](#)

TABLE OF CONTENTS

Instructions:

[Web Browsers](#)

[Web Addresses / URLs](#)

[Username / Email](#)

[Password](#)

[Troubleshooting & Support](#)

Troubleshooting & Support

Troubleshooting log in issues.

If you get a message informing you that your account cannot be located or that your account is inactive, please contact your teacher.

If you continue to experience trouble logging in, verify that:

- you are using one of the recommended [web browsers](#)
- you are going to the correct [login URL](#)
- you are using the correct [username / email](#)
- you are using the correct [password](#)

Get in touch with us!

Our **Student Help Team** is here to assist you if you have questions about the use of our online program:

- Hours: Monday-Friday, 7 am – 4 pm PST/PDT
- Direct line: 800-460-8150
- Email: studenthelp@essentialed.com

When writing in or leaving a message, please provide detailed information (first/last name, username/email, phone number, your question/concern) so our specialists can better assist you.