

USER GUIDE



THE LOG IN GUIDE

Included log in instructions for:
Essential Education website

LOG IN USER GUIDE

product type > [web browsers](#)

TABLE OF CONTENTS

Instructions:

[Web Browsers](#)

[Web Addresses / URLs](#)

[Email Address](#)

[Password](#)

[Troubleshooting & Support](#)

Web Browser

Use Firefox or Chrome on your desktop or laptop!

Open Mozilla Firefox or Google Chrome on your desktop. If needed, download Mozilla Firefox (https://www.mozilla.org/en-US/firefox/new/?redirect_source=firefox-com) or Google Chrome (<https://www.google.com/chrome/>) for free.



Note: If you are using Microsoft Edge, Internet Explorer, or Safari on a desktop or laptop computer, switch to Mozilla Firefox or Google Chrome for the best HomeRoom experience.



Use Safari and Chrome on your smart device.

You can use the Safari browser on an iPhone or iPad or the Google Chrome browser on an Android smartphone or tablet.



LOG IN USER GUIDE

product type > [web addresses / URLs](#)

TABLE OF CONTENTS

Instructions:

[Web Browsers](#)

[Web Addresses / URLs](#)

[Email Address](#)

[Password](#)

[Troubleshooting & Support](#)


Web Addresses / URLs

Use the address bar, not the search bar!

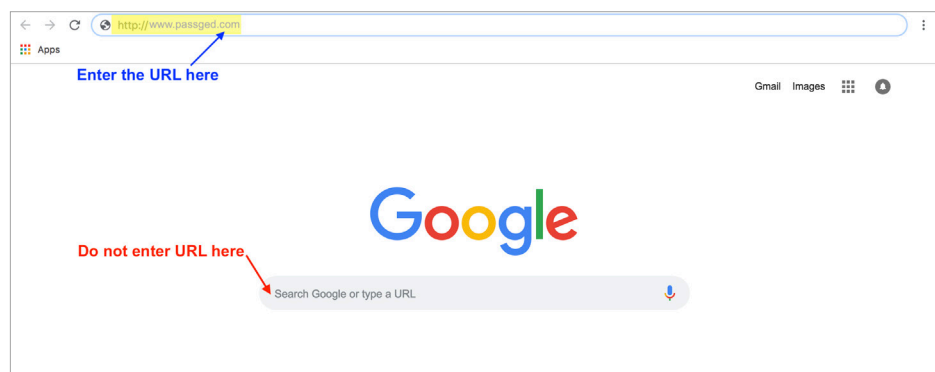
In the web address bar, enter this web address (URL):

<http://www.passged.com>


Mozilla Firefox browser:



Google Chrome browser:



Click the “LOGIN” link in the upper right corner.



LOG IN USER GUIDE

product type > [email address](#) > [password](#)

TABLE OF CONTENTS

Instructions:

[Web Browsers](#)

[Web Addresses / URLs](#)

[Email Address](#)


[Password](#)

[Troubleshooting & Support](#)

Your Log In Credentials


Your email address.

Enter the email you used when you created the account. If you created a free practice test account you will need to activate your account before logging in. Check your email for the activation link.



Your unique password.

Enter the password you selected when you created your account, then click Login. If you don't remember it, click the *forgot password* link to receive an email prompting you to enter a new password. A password is not required if you have a free practice test account.



LOG IN USER GUIDE

product type > [troubleshooting & support](#)

TABLE OF CONTENTS

Instructions:

[Web Browsers](#)

[Web Addresses / URLs](#)

[Email Address](#)

[Password](#)

[Troubleshooting & Support](#)

Troubleshooting & Support

Troubleshooting log in issues.

If you get a message that says your username and/or password invalid, it means the email you typed does not match the one you entered when you created your account. Please contact Student Help to correct this error.

If you continue to experience trouble logging in, verify that:

- you are using one of the recommended [web browsers](#)
- you are going to the correct [login URL](#)
- you are using the correct [username / email](#)
- you are using the correct [password](#)

Get in touch with us!

Our **Student Help Team** is here to assist you if you have questions about the use of our online program:

- Hours: Monday-Friday, 7 am – 4 pm PST/PDT
- Direct line: 800-460-8150
- Email: studenthelp@essentialed.com

When writing in or leaving a message, please provide detailed information (first/last name, username/email, phone number, your question/concern) so our specialists can better assist you.